



Automotive Emergency Multi-tool

GUIDE & AFTER-SALE SERVICE CARD

PRIOR TO USE

Charge until red beacon stops flashing, this indicates that your unit is fully charged.

PRODUCT DIMENSIONS:

9.5 x 1.96 x 3.1 inches

PACKAGING DIMENSIONS:

9.5 x 2.8 x 2.85 inches

TECHNICAL SPECIFICATIONS:

Output Load Voltage: 3.7 V

Battery Capacity: 2600mAh

Maximum Output Current: 2600mAh

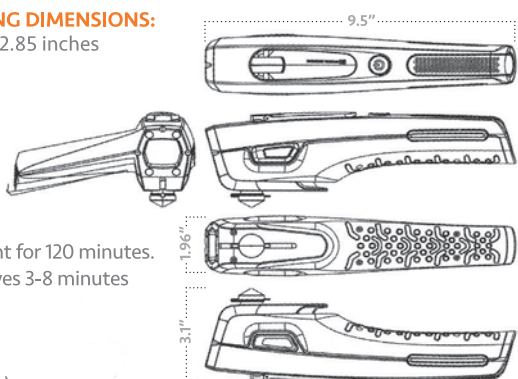
Maximum Output Power: 2.5W

A charge of 1 minute can maintain flashlight for 120 minutes. Less than 3 minutes of phone charging - gives 3-8 minutes of talk time.

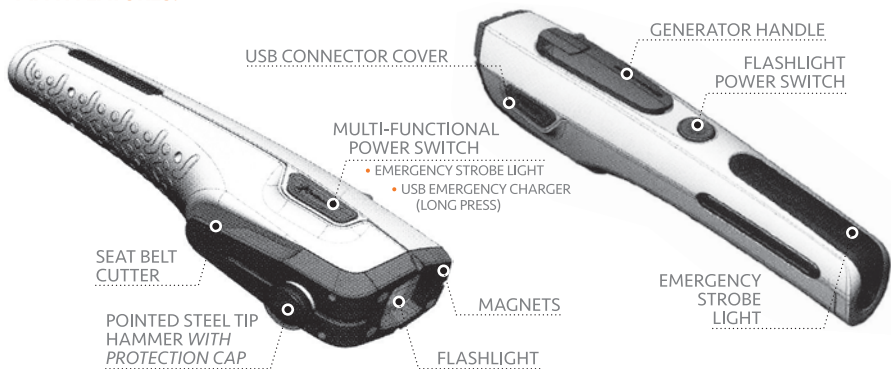
Lamp Life = 50 000 hrs

Switch Life = 100 000 times

Overall Life = 3+ years (depending on usage)



MAIN FEATURES:




MAIN FEATURE DESCRIPTIONS:



LED LIGHTING

LED FLASHLIGHT. TWO LEVELS OF BRIGHTNESS.



EMERGENCY WINDOW BREAKER

IN CASE OF EMERGENCY, REMOVE CAP & HIT WINDOW HARD TO BREAK WINDOW & ESCAPE.



MAGNET CONNECTING

FLASHLIGHT FACE HAS 4 MAGNETS THAT CAN ATTACH TO THE VEHICLE'S BODY. THIS WILL ALLOW EMERGENCY STROBE LIGHTS TO BE MORE VISIBLE.

SEAT BELT CUTTER

SAFE RECESSED, RAZOR SHARP - QUICKLY CUT JAMMED OR RESTRICTED SEAT BELTS.

